



VOLUME 2 (OF 2)

**INTERNATIONAL RULES FOR
AQUACHALLENGE**

RULES OF PLAY



**1st Edition
Version 1.011
June 2007**

**Volume 1: Tournament Regulations and Playing Area Requirements
Volume 2: Rules of Play**

William (Woody) Lee



TABLE OF CONTENTS

11.0 Team Composition, Player's Equipment and the Stick, and Identification

- 11.1 Team Composition
- 11.2 Team Identification
- 11.3 Player's Equipment and the Stick
 - Figure 11A The Stick

12.0 Officials and Their Equipment

- 12.1 Numbers, Titles, and Qualifications
- 12.2 Chief Referee's Duties
- 12.3 Water Referee's Duties
- 12.4 Officials Equipment and the Puck
 - Figure 12A The Puck

13.0 Signals

- Figures 13A-13G Signals

14.0 The Match

- 14.1 Rules of Play
- 14.2 Duration of Play

15.0 Match Details

- 15.1 Starting Play
- 15.2 Substitution
 - 15.2.1 Deck Side-substitution
 - Figure 15A Playing Area Layout, Deck Side-substitution
 - 15.2.2 In-water Side-substitution
 - Figure 15B Playing Area Layout, In-water Side-substitution
 - 15.2.3 End-line Substitution
 - Figure 15C Playing Area Layout, End-line Substitution
- 15.3 Stopping Play
- 15.4 Scoring Procedure
 - Figure 15D Scoring Assessment: Successful: GOAL
 - Figure 15E Scoring Assessment: Unsuccessful: NO-GOAL

16.0 Foul Play

- 16.1 Advantage Rule
- 16.2 Corner Rule
- 16.3 Infringements

17.0 Penalties

- 17.1 Actions by Officials
- 17.2 Cautioning
- 17.3 Time Penalty
- 17.4 Total Dismissal
- 17.5 Equal Puck
 - Figure 17A Equal Puck



- 17.6 Advantage Puck
 - Figure 17B Advantage Puck
- 17.7 Time Penalties
- 17.8 Penalty Shot
 - Figure 17C Penalty Shot
- 17.9 Penalty goal
- 17.10 Side- Line Out or Puck Out-of-Bounds
- 17.11 Incorrect Start
- 17.12 Obstruction
- 17.13 Dangerous Play
- 17.14 Deliberate Flick Out-of-Bounds or Deliberate Side-Line Out

18.0 International Rules Directors

19.0 (Reserved)

20.0 Index



11.0 TEAM COMPOSITION, PLAYER'S EQUIPMENT AND THE STICK, AND IDENTIFICATION

11.1 Team Composition

- 11.1.1 For an international tournament, a Federation may bring a squad up to twelve (12) players in each division, designated on the day preceding the first match of the tournament. From this number, a team of up to ten (10) members must be declared for any one match within the tournament. These team members are divided into a maximum of six (6) players and (4) substitutes who may be used at any time. The players from the squad not chosen for a particular match are the "reserves".
- 11.1.1.1 In the case of player coaches, the team may play with less than ten (10) players if the coach decides not to play for the entire match. The Chief Referee must be informed.
- 11.1.2 In the event of an accident or injury to a player resulting in a stoppage of play and assistance of the injured player to the poolside, the appropriate Team Captain must request and obtain the verbal approval of the Chief Referee to use a substitute.
- 11.1.2.1 In the event of an injury, a reserve may not be used for that match.
- 11.1.2.2 A player who leaves the playing area and/or deck area due to an injury, having received treatment, may return to the match at the Chief Referee's discretion.
- 11.1.3 In the event of injury or illness that is confirmed by a medical certificate, squad member(s) may be replaced for the duration of the tournament.
- 11.1.4 During play, the team is allowed up to three (3) people to help them in the match area. One may be in the water on the side-lines and the other two in the team substitution area. Only one of the two helpers may be out of the team substitution box and move to the end-wall at any moment. If the team decides not to have a person in the water, they can use only two (2) people in the team substitution and end-wall areas.

11.2 Team Identification

- 11.2.1 All players of a team must wear identical bathing attire (suit and/or rash vest and/or shirt) which may have an imprint of their flag or country. Each team must have two sets of identical bathing attire, one light in colour (when the team is using white sticks) and one dark in colour (when the team is using black sticks). Both sets of attire need the approval of the Tournament Director prior to arriving at the tournament or championship.
- 11.2.2 All ten (10) players of each team shall wear identification headgear or caps, either black (or dark blue) or white, to match the colour of the sticks the team is using. The headgear or caps must have a unique numbers(s) for each player of the squad.
- 11.2.3 To assist in player identification, players are required to mark their headgear/cap number on both upper arms. Numbers must have a minimum height of 75mm (~3 inches) and be of a contrasting colour to that of the skin.
- 11.2.4 The Captain of each team must wear the letter "C" on each arm above their number. The size of this letter must be identical to the size of the number. In the same manner, the Vice-Captain must wear the letters "VC".

11.3 Players' Equipment and the Stick

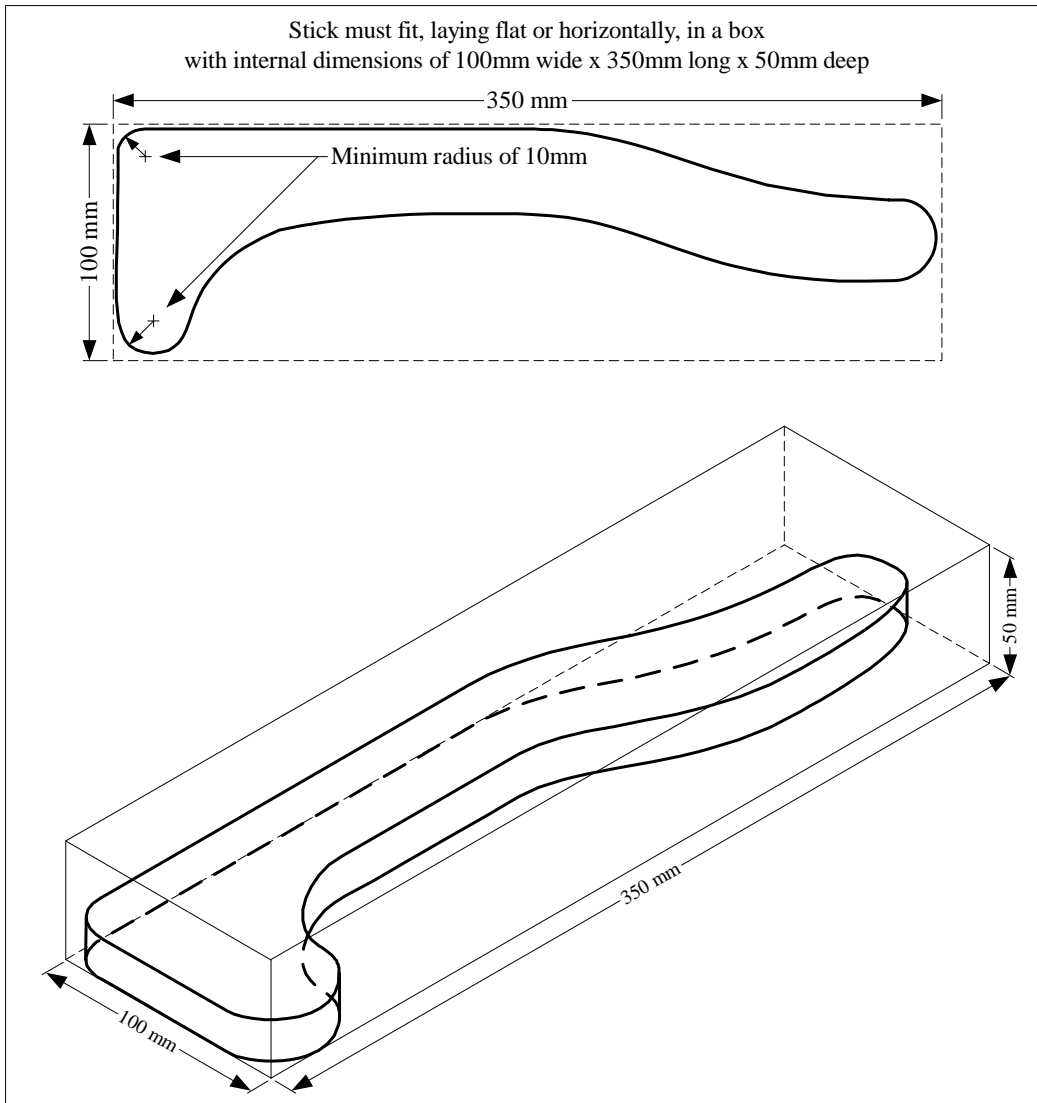
- 11.3.1 Each player shall be equipped with a mask, which must have safety glass or other safety material fitted; a non-metal, pliable snorkel; a pair of conventional underwater hockey fins (made of non-dangerous, pliable, synthetic material) which is approved by the World AquaChallenge Association; a mouth protector approved by the World AquaChallenge Association; hand protection for the playing hand(s), and an underwater hockey stick.
- 11.3.1.1 The mask must be a dual lens design mask unless the single lens mask has a centre divider/support that is part of the frame of the mask.
- 11.3.2 Hand protection (e.g. gloves) must not contain rigid or sharp reinforcing material.
- 11.3.3 Gloves used for hand protection may not have webbing between fingers, or be of any design which would aid in swimming.



- 11.3.3.1 The hand protection (e.g. gloves) **must be of a strongly** contrasting colour to that of the stick or puck. This is to avoid confusion if the puck is being controlled by the player's hand. The colours yellow or orange must not be used for player's hand protection, as these are reserved for Water Referees gloves. Note: For World Championships the puck must be orange or pink (Rule (2.5.6.4), so at some World Championships pink **may** not be allowed as a hand protection colour.
- 11.3.4 Headgear or caps with firm polyethylene or rubber ear protectors must be worn.
- 11.3.5 Protective knee and/or elbow pad(s) may also be worn if required, provided they are constructed of soft materials.
- 11.3.6 Wet suits and/or weight belts may not be worn.
- 11.3.7 The Stick (see Figure 11A)
- 11.3.7.1 The stick shall be made of an approved material (see AquaChallenge website) but must float horizontally in the water.
- 11.3.7.2 The stick must fit wholly in a box with the interior dimensions of 100mm x 350mm x 50mm.
- 11.3.7.3 Minimum corner radius around the perimeter edge of the entire stick is 10mm.
- 11.3.7.4 Edges where surfaces intersect must be rounded such that they cannot cause harm.
- 11.3.7.5 The stick must be uniformly black or white. However, it may have a discreet and simple symbol or initial(s) in a contrasting colour for identification purposes. If the Chief Referee or Water Referee determines that the symbol or initial(s) could create confusion as to the colour of the stick, the stick may be removed from play for that match.
- 11.3.7.6 The stick may not protrude from the heel of the protected hand by more than 25mm.
- 11.3.7.7 The puck may not be played with the portion of the stick that may protrude from the heel of the protected hand.
- 11.3.7.8 The "playing area" of the stick is that area not covered by the protected hand and forward of the thumb and index finger.
- 11.3.7.9 A wrist lanyard may attach the stick to the playing hand.
- 11.3.7.10 A player may tape the stick to the playing hand.
- 11.3.7.11 The stick may be of any shape or design within the minimum and maximum dimensions given. The illustration is only a guide (Figure 11A). Knob(s) on the stick is/are allowed.
- 11.3.7.12 The stick must not be capable of surrounding the puck or any part of the hand. The stick may not encapsulate the puck by more than 50% or lock the puck to the stick.
- 11.3.8 All personal and team equipment must have the approval of a Water Referee.



FIGURE 11A THE STICK



(drawing not to scale)

- The stick must fit in a box 100mm x 350mm x 50mm.
- Minimum corner radius around the perimeter edge of the entire stick is 10mm.
- Edges where surfaces intersect must be rounded.
- The stick must be uniformly black or white.
- The stick may be of any shape or design within the minimum and maximum dimensions given. The illustration is only a guide. Knob(s) on stick is/are allowed.
- The stick must not be capable of surrounding the puck or any part of hand, nor encapsulating the puck by more than 50%, or locking the puck to the stick.



12.0 OFFICIALS AND THEIR EQUIPMENT.

12.1 Number, Titles, and Qualifications

- 12.1.1 The Officials who shall control an AquaChallenge Match are: one Chief Referee, three (preferred) or two Water Referees, Timekeeper(s)/Scorer(s), and other Officials as appointed by the Chief Referee.
- 12.1.2 The Chief Referee and Water Referees shall be qualified International Referees, appointed by the Federation underwater authority and registered with the World AquaChallenge Association.
- 12.1.3 Timekeeper(s)/Score(s) shall be qualified Federation referees.

12.2 Chief Referee's Duties

- 12.2.1 The Chief Referee's duties are conducted from a position on the pool-side where an uninterrupted view of the playing area can be obtained.
- 12.2.2 The Chief Referee is responsible for:
- 12.2.2.1 All aspects and overall conduct of the match.
 - 12.2.2.2 Instructing the opposing teams of any special requirements of the match.
 - 12.2.2.3 Signaling the starting and stopping of play in accordance with rules 15.1 and 15.3.
 - 12.2.2.4 Observing any rule infringement which might only be visible from above the water and awarding appropriate penalties to offenders.
 - 12.2.2.5 Stopping and re-starting play as a result of time suspensions or time-outs.
 - 12.2.2.6 Determining that substitutions are done correctly.
 - 12.2.2.7 Authorising (or delegating another suitably qualified official to authorise) penalised players to re-enter water when advised by the Timekeeper(s)/Scorer(s).
- 12.2.2.7.1 Applying rule 6.3.1.2.3 in the completion of the timed penalty occurs while play is stopped.

12.3 Water Referee's Duties

- 12.3.1 Water Referees conduct their duties from the water.
- 12.3.2 They are jointly responsible for:
- 12.3.2.1 Inspecting all players' personal and team's equipment prior to the match.
 - 12.3.2.2 Enforcing the rules at all times.
 - 12.3.2.3 Signaling the Chief Referee to stop play when a goal is scored.
 - 12.3.2.4 Signaling the Chief Referee to stop play should any infringements occur.
 - 12.3.2.5 Awarding appropriate penalties for rule infringements.
 - 12.3.2.6 Ensuring the puck is placed in the correct position and indicating the match is ready to be re-started to the Chief Referee.
 - 12.3.2.7 Ensuring that the goal frames are aligned in their correct position at all times.
 - 12.3.2.8 Signaling the Chief Referee to stop the match by showing the 'stop play' signal should an accident or injury occur and immediately assisting the injured player to the poolside.

12.4 Time-Keeper's/Scorer's Duties

- 12.4.1 The duties of the Timekeeper/Scorer can be performed by one or more persons and shall be carried out from a position adjacent to the Chief Referee.
- 12.4.2 The responsibilities of the Timekeeper(s)/Scorer(s) are:
- 12.4.2.1 Timing all play and indicating the completion of each time period to the Chief Referee.
 - 12.4.2.2 Timing players sent out of the water for one (1), two (2) or five (5) minute time penalties, and indicating to the Chief Referee (or the Chief Referee's designated official) when players may re-enter the water.
 - 12.4.2.3 Stopping the timing of the time period at the request of the Chief Referee in the event of a serious injury, the need to confer with the other Referees, or other special circumstances.
 - 12.4.2.4 Ensuring all goals are displayed and announced immediately after they have been scored.



12.4.2.5 Announcing the final score at the end of the match, once the details of the match have been verified and countersigned by the Referees.

12.5 Officials' Equipment and the Puck

12.5.1 The Chief Referee shall be equipped with a means of creating an audible signal above and below the surface of the water.

12.5.2 Each Water Referee shall be equipped with: mask, which must have safety glass or other safety material fitted; a non-metal, pliable snorkel; a pair of conventional AquaChallenge fins (made of non-dangerous, pliable, synthetic material) which is approved by the World AquaChallenge Association Commission. Each Water Referee shall also wear a clearly distinguishable shirt, red cap with ear protectors, and a pair of brightly coloured gloves.

12.5.3 The mask must be a dual lens mask unless it has a centre divider/support that is part of the frame of the mask.

12.5.4 The Time-Keeper(s) shall be equipped with suitable timing facilities, sufficient to time both the match and at least two players sent out of the water for a time penalty.

12.5.5 The Scorer(s) shall be equipped with suitable means of keeping a written record of the match and a scoreboard which is visible from all parts of the playing area.

12.5.6 The Puck (see Figure 12A)

12.5.6.1 The puck shall have a diameter of 80mm, ± 4 mm; and a thickness of 30mm, +4mm, -2mm. These are outside dimensions, which include the puck and any protective covering.

12.5.6.2 The radius of the puck edge, whether covered or not, shall be from 3mm to 10mm in radius.

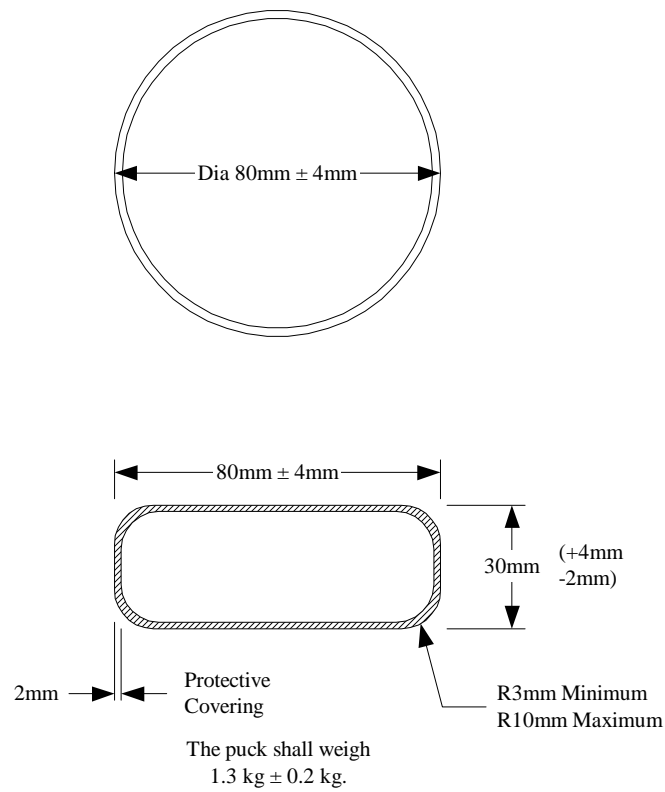
12.5.6.3 The puck shall weigh 1.3kg, ± 0.2 kg.

12.5.6.4 The puck must be a bright distinctive colour. High-visibility pink or orange is preferred, but for World Championships the puck must be pink or orange.

12.5.6.5 In the case of an official World AquaChallenge Association World or Zone Championship, the puck must have the approval of the World Tournament Director.



FIGURE 12A **THE PUCK**



William (Woody) Lee



13.1 Signals (see Figures 13A.-13G)

13.1.1 Ready to Start

The ready to start signal is one arm raised straight up in the air with signal hand open, fingers together.

13.1.2 Stop Play

The stop play signal is one arm extended up in the air with the signal hand open, giving a wide rapid waving motion side-to-side.

13.1.3 Time

The end of a timed match period is signaled by one hand on top of the other to form the letter "T".

13.1.4 Equal Puck

Equal puck is signaled by the arms being crossed above the head with hands clenched into fists.

13.1.5 Advantage Puck

An advantage puck is signaled by backing up the infringing team, using an extended arm with the palm towards the offenders. Then use the free arm moving in a 90° arc over the water surface to indicate the infringing team line. Once the infringing team's position is established, the backing-up arm is raised vertically with open hand. When both Referees have raised their backing-up arm, play can be re-started by the Chief Referee.

13.1.6 Time Penalty

A time penalty is signaled by pointing with one arm to the infringing player, then to the penalty box with the same arm while indicating the penalty time with the fingers of the other hand held over the head.

13.1.7 Total Dismissal

A total dismissal is signaled by pointing to the dismissed player, while swinging the other arm back and forth horizontally to the water in a 90° arc, then pointing to the penalty area.

13.1.8 Goal

A goal signal series is the stop play signal followed by both arms raised straight up into the air with open hands.

13.1.9 No Goal, or, Goal Successfully Defended During a Penalty Shot

A no goal series is the stop play signal followed by both elbows extended to the side from shoulders, forearms and hands straight, perpendicular to the water surface, fingers together and palms facing away from chest. Both forearms make arcs simultaneously toward the water surface, right arm arcing left, left arm arcing right. Repeat several times.

13.1.10 Penalty Shot

A penalty shot signal series is the stop signal followed by vertically pumping one arm up and down from the shoulder with a clenched fist.

13.1.11 Penalty Goal

A penalty goal series is signalled by a stop play signal followed by a penalty shot signal followed by a goal signal.

13.1.12 Time-Out

Time-out is signaled by raising both arms above the head to form a large letter "O", then pointing to the end-line of the team to be charged with the time-out.

13.1.13 Illegal Use of Free Arm

Illegal use of free arm is signaled by one arm parallel to the water, bent at the elbow with fist clenched: the arm moves in a horizontal pumping motion.

13.1.14 Obstruction, Barging, Blocking, or Shepherding

General blocking fouls are signaled by the two arms above the water being clasped at the wrists and moving the joined arms in and out from the chest.



13.1.15 Advancing the Puck with the Glove, Free Hand, or Body

These fouls are signaled by one fist punching into the palm of the other hand, followed by touching the part of the body used to illegally advance the puck.

13.1.16 Illegally Stopping the Puck

The signal for illegally stopping the puck is an open hand held in a vertical plane and moving up and down in a chopping action.

13.1.17 Stick Infringement

Signal is a repeated chopping motion of one hand against the middle forearm of the other arm. The forearm is held parallel to the chest at arms length away from the body.

13.1.18 Call by the Referee

The Referee may call anyone in the water by using one hand, palm facing the Referee, moving the fingers backwards and forwards in a beckoning or calling motion, while pointing with the other hand to the concerned player.

13.1.19 Time Suspension (Official's Time-Out)

Referees may signal a time suspension by forming a large letter "O" over the head, then bringing the hands to the shoulder level and patting shoulders.

13.1.20 Illegal Substitution

An official will signal an illegal substitution by a hand over hand rolling motion.

13.1.21 Un-sportsmanlike Conduct

Un-sportsmanlike conduct is signaled by clenching a fist and then repeatedly tapping the top of one's head with the thumb-side of the fist.

13.1.22 Breaking, False Start, or Encroachment

The signal is an arm extended and straight up with index finger pointing up. Hand is then rotated several times such that the index finger inscribes an imaginary circle above the head that is parallel to the surface of the water.

13.1.23 Grabbing and/or Pulling on Wall Barriers

Signal is an open-fingered hand, fingers curved and moving back and forth in pulling motion. Signal is mimicking the grabbing of the top of an invisible barrier and shaking it.

13.1.24 Infringement Seen but the Advantage Rule is in Effect

A signal made beneath the surface of the water in which the Referee points with the index finger, other fingers clenched into a fist, and the hand moved in a circular motion. The purpose of this call is to allow players to see that a Referee has seen an infringement and is, at that moment, exercising the "advantage rule." This signal is to reduce frustration and possible retaliation by players.

13.1.25 Side-Line-Out or Puck Out-of-Bounds

Signal is a straight forearm and hand, fingers straight and together, forearm and hand held parallel to the water surface with palm facing chest, and extended away from the chest by the length of the upper arm. The other hand then makes a diving motion over the stationary forearm/hand mimicking a puck being flicked over a barrier. This signal is then to be followed by the appropriate equal puck or advantage puck signal.

13.1.26 Corner Rule Infringement

The corner rule infringement is signaled by laying one hand on the opposed shoulder with a horizontal arm.

13.1.27 Official Caution/Warning


An Official caution/warning is indicated by a rigid extended arm held parallel to the water surface and perpendicular to the chest. The hand is held in a clenched fist with the thumb extended and held parallel to the water surface.



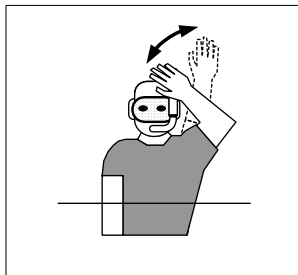
FIGURE 13A

SIGNALS

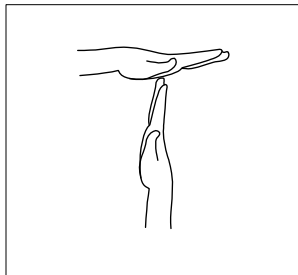
13.1.1 Ready to Start Play



13.1.2 Stop Play



13.1.3 Time



13.1.4 Equal Puck




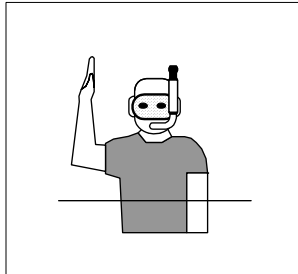





FIGURE 13B

SIGNALS

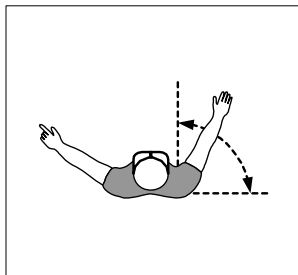
13.1.5 Advantage Puck



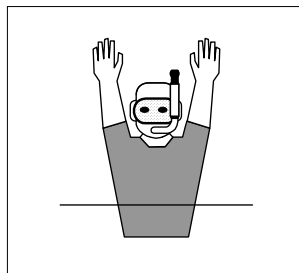
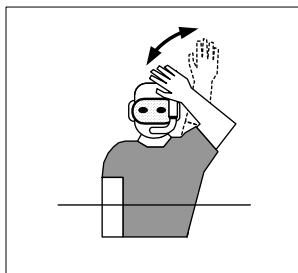
13.1.6 Time Penalty



13.1.7 Total Dismissal



13.1.8 Goal



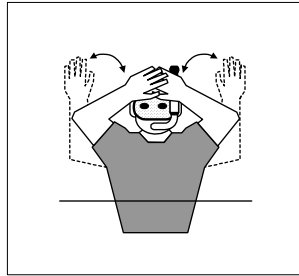
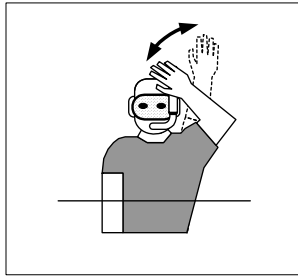
William (Woody) Lee




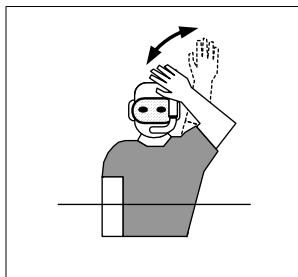
FIGURE 13C

SIGNALS

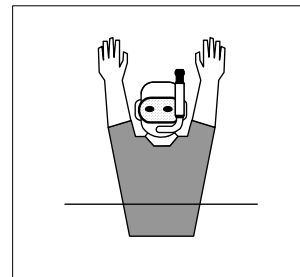

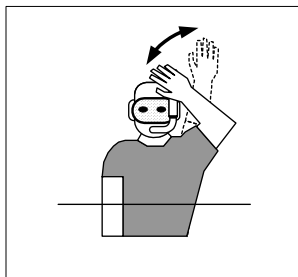
13.1.9 No Goal, or Goal Successfully Defended (Penalty Shot)



13.1.10 Penalty Shot



13.1.11 Penalty Goal



13.1.12 Time-Out





Figure 13-5

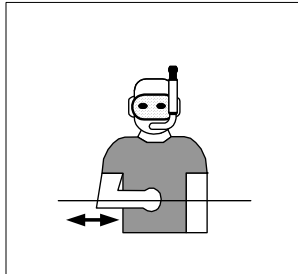
William (Woody) Lee



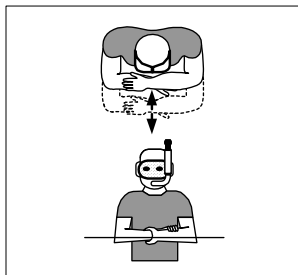
FIGURE 13D

SIGNALS

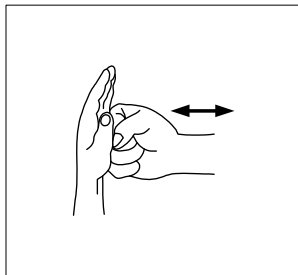
13.1.13 Illegal Use of Free Arm



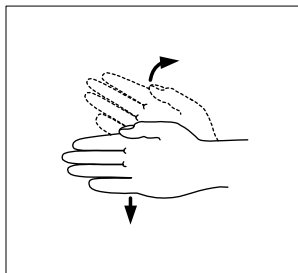
13.1.14 Obstruction, Barging, Blocking, Shepherding



13.1.15 Advancing the Puck with the Glove, Free Hand, or Body



13.1.16 Illegally Stopping the Puck




William (Woody) Lee



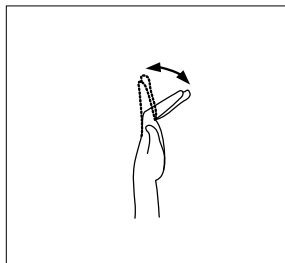
FIGURE 13E

SIGNALS

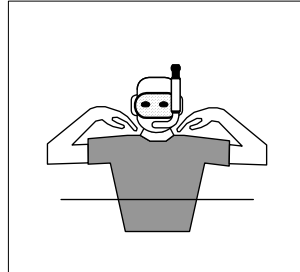
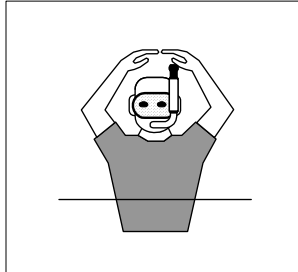
13.1.17 Stick Infringement



13.1.18 Call by Referee



13.1.19 Time Suspension



13.1.20 Illegal Substitution

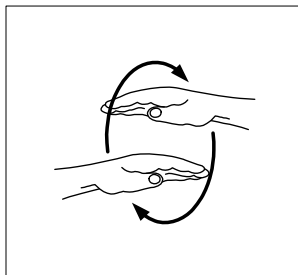
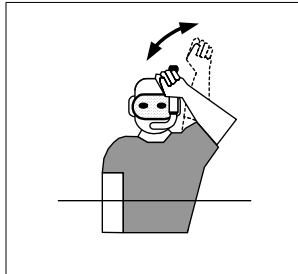





FIGURE 13F

SIGNALS

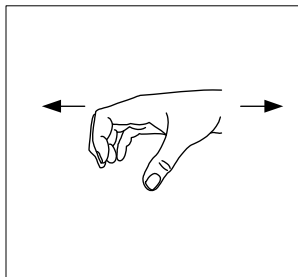
13.1.21 Un-Sportsmanlike Conduct



13.1.22 Breaking, False Start, or Encroachment



13.1.23 Grabbing and/or Pulling on Wall Barriers



13.1.24 Infringement Seen but the Advantage Rule is in Effect


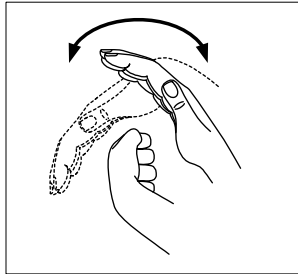


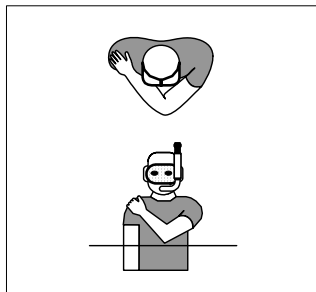


FIGURE 13G **SIGNALS**

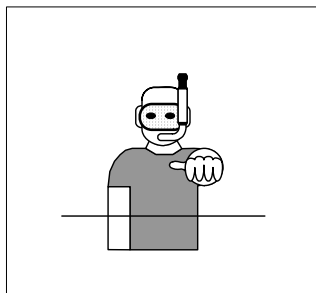
13.1.25 Side-Line-Out or Puck Out-of-Bounds



13.1.26 Corner Rule Infringement



13.1.27 Official Caution/Warning





14.0 THE MATCH

14.1 Rules of Play

A match is “in play” during the period between the starting and ending of play as indicated by the Chief Referee. A match is “out-of-play” during a time-out called by a team, an Official’s time-out, the breaks between timed periods, including between the two timed over-time periods, and the break before the start of sudden death.

- 14.1.1 A player is only said to be “in possession” whilst the player’s stick is in contact with the puck.
- 14.1.2 Only the “playing area of the stick” may be used to move the puck. The “playing area” is that area of the stick which is not covered by the player’s hand when the stick is gripped in a natural manner excluding any part of the stick which extends past the protected little finger.
- 14.1.3 The puck must not be lifted up or carried in any direction whilst balanced on the stick; and should a puck be lifted accidentally onto a stick, it must be dropped off the stick immediately.
- 14.1.4 The stick may be held in either the right or left hand; changing playing hands is allowed.
- 14.1.5 A player may have two hands on the stick when not in possession of the puck (e.g. trying to achieve a streamlined position when sprinting toward a puck at the Centre Point of the playing area or trying to retrieve a dropped stick).
- 14.1.6 The free hand may not be used to support the stick, stick hand, or arm whilst in possession of the puck.
- 14.1.7 Whilst a match is in play, the puck may be pushed or passed in any direction along the pool bottom anywhere within the playing area by the player in possession. See Rule 16.2 for exception: Corner Rule.
- 14.1.8 At no time may a player handle the puck with either the free or playing hand. Should the puck accidentally touch the back of the playing hand, this will not be considered handling the puck unless used deliberately to advance the puck.
- 14.1.9 The puck, while being propelled by the stick, may rest against the index finger when the hand is in its natural position of holding the stick.
- 14.1.10 When players are swimming on the surface, over-arm strokes are permitted only when other players are not in danger of being struck.
- 14.1.11 During the match, the four substitutes must be in their team substitution area.
- 14.1.12 Methods of substitution are defined in Rule Section 15.2.

14.2 Duration of Play

- 14.2.1 An International Match shall last thirty-three (33) minutes. The match is divided into two fifteen (15) minute periods with a three (3) minute break between.
- 14.2.2 During the three (3) minute break the teams shall change ends.
- 14.2.3 Once started, timed play is continuous until the last two (2) minutes of a match and can only be stopped by the Chief Referee in the event of a serious injury, the need to confer with the other Referees, or other special circumstance.
 - 14.2.3.1 During the last two (2) minutes of a match, or the last two (2) minutes of the second over-time period (Rule 14.2.4), the match clock will be stopped during all breaks in play excepting a goal.
- 14.2.4 Should it be necessary to have a winning team from a match which ends in a draw, an extra eleven (11) minutes will be played with a three (3) minute break between the match end and start of overtime.
 - 14.2.4.1 An overtime period shall consist of two five (5) minute periods. Teams will start from the same end as they started the match.
 - 14.2.4.2 When the first five (5) minute period ends, both teams shall immediately change ends. The break between these periods is one (1) minute.



- 14.2.4.3 An overtime period is part of the same match. Therefore, only the same declared players at the start of match are eligible to participate in the overtime period(s).
- 14.2.5 If after ten (10) minutes of additional play the match remains in a draw, after a one (1) minute break with no change of ends, the match will continue without interruption until a goal is scored. The first team to score a goal wins the match.
- 14.2.6 Time-out Period:
At all competitions, one time-out period per team per half can be called at a natural break in the play. The time-out can be called by either a Team Captain or Coach.
- 14.2.6.1 To request a time-out period, the Captain or Coach will verbally attract the attention of either the Water Referee or the Chief Referee and request a time-out visually by raising both arms above the head in the form of a large letter "O". The captain/coach may also call out "time out". The Chief Referee will acknowledge the request by repeating the signal and stopping the clock. The Water Referees will also mimic the Chief Referee's time-out signal.
- 14.2.6.2 Each time-out period will be of one (1) minute duration. At forty-five (45) seconds, the Chief Referee will give an audible fifteen (15) second warning.
- 14.2.6.3 Time-out is only allowed in the two normal fifteen (15) minute periods. No time-out may be called in either five (5) minute periods of overtime or sudden death time.
- 14.2.6.4 During a time-out period, any penalised players (except player(s) dismissed from the match) and the coaches may join their team-mates in the playing area. At the end of the time-out period the penalised players must have returned to the penalty box, and the coaches must have left the playing-area.



15.0 MATCH DETAILS

15.1 Starting Play

- 15.1.1 At the beginning of a match, after half-time, after a goal is scored, or after a Penalty Shot has been played, the starting positions of the players of each team are in the water alongside their respective end-lines, with each player having at least one hand in contact with the end-line. This hand must be visible to the Officials.
- 15.1.2 Substitutes from each team shall be in the team's designated substitution area; and any penalised players shall be in the designated penalty box.
- 15.1.3 From the moment the Chief Referee gives the signal for play to start until the moment the puck becomes "in possession", all players, including the substitutes, who enter the match must start play as per rule 15.1.1. After the puck becomes 'in possession,' players entering the match from their substitution area may enter directly into play and shall enter the water by the rule governing the substitution method in use: deck, in-water, or end-line.
- 15.1.4 Starting positions of the match Officials are:
- 15.1.4.1 The Chief Referee shall be on the poolside approximately in the centre of the side-line.
- 15.1.4.2 (The) two Water Referees shall be in the water alongside the centre of their respective side-lines. If the Three Water Referee System is used, one Water Referee shall be in the water along the centre of the side-line on the same side of the playing area as the Chief Referee, and the other two water Referees will be near the 5 and 2 meter intersecting lines closest to the goal they are watching the start of play. These two Water Referees shall be on the opposite side of the playing area as the Chief Referee.
- 15.1.5 An audible warning signal will be given thirty (30) seconds before each timed period (first period, second period, first over-time period and second over-time period) and before the start of sudden-death over-time. Thirty (30) seconds after the audible warning the audible signal to commence play will be given.
- 15.1.6 The Chief Referee will re-start play when the scoring team is ready or thirty (30) seconds after a goal has been scored, whichever occurs sooner. No thirty (30) second warning shall be given.
- 15.1.6.1 Should play be re-started for any reason before all players have reached their starting end of the playing area, they must do so before re-entering play. The hand touching the end wall must be visible to the Chief Referee.
- 15.1.7 Should play be stopped because of a rule infringement, an accident, or an injury, it shall be re-started by the Chief Referee.



15.2 **Substitution**

There are three (3) methods of substituting players during tournaments: deck side-substitution, in-water side-substitution, and end-line substitution. Only one method can be chosen for any one tournament.

15.2.1 **Deck side-substitution** (see Figure 15A)

- 15.2.1.1 For World Championships, only deck side-substitution is permitted.
- 15.2.1.2 Both team substitution areas must be on the same side of the playing area, marked on the pool deck, and visible from both above and below water surface. The preferred placement of the team substitution areas is along the side-line opposite that of the Chief Referee and Timekeeper(s)/Scorer(s) so substitution can be easily observed.
- 15.2.1.3 The team substitution areas must be visible from the playing area and from beneath the water surface.
- 15.2.1.4 The side-line of the playing area, be it a barrier or pool wall, must be immediately adjacent to the team substitution areas. There may be a neutral area between the playing area and the team substitution areas. A one metre-wide neutral area is optimal.
- 15.2.1.5 Variations in pool configurations require flexibility. Changes may be necessary to the rules for substitution. These changes are at the discretion of the Tournament Director.
- 15.2.1.6 Each team's substitution areas will be the 5 metre area between 5 metres and 10 metres away from the end-line containing the goal that the team is defending.
- 15.2.1.7 A player exiting the playing area is deemed to be fully within the team substitution area when he/she has fully cleared the water surface within the bounds of the substitution area.
- 15.2.1.8 The substituting player may not enter the playing area until the exiting player is fully clear of the water. The substituting player is deemed to have left the team substitution area when he/she has made contact with the water in the playing area.
- 15.2.1.9 Substitute players may not sit with his/her leg(s) or fin(s) in the water.
- 15.2.1.10 The substitutes entering play are allowed to jump or dive head-first into play. However, for safety reasons, jumping or diving is prohibited when players or Water Referees are within 3 metres of the point of fall. Within 3 metres, the substitute must slide into the water. Time penalties will be assessed for infringing this rule. No cautions shall be given. This rule applies at all moments between the beginning and the end of a match.
- 15.2.1.11 When substitutes enter the playing area after a goal is scored or following the playing of a penalty shot, they must touch their end-line before re-entering play, unless play has restarted and the puck is 'in possession'.
- 15.2.1.12 The four substitutes may be used while a match is underway, i.e., substituting on-the-fly, or at any natural break in the play, e.g., puck out-of-bounds, penalty, goal, half-time, or time-out period.
- 15.2.1.13 One, two, three, or four players may be substituted at a time.
- 15.2.1.14 Infringing substitute(s) (i.e. the player entering the playing area) will incur a one (1) or two (2) minute penalty (Table 17.7.1). That team will play without players equal to the number of infringing substitutes.
- 15.2.1.15 When the Chief Referee cannot designate the infringing player, he/she will advise the captain of the infringing team to designate the infringing player. The captain or vice-captain has 5 seconds to do so. If the captain or vice-captain should fail to designate any team member within this period, the captain will be sent to the penalty box to serve the penalty.
- 15.2.1.16 Referees will not wait for substitutes to return to their playing positions, i.e. advantage puck.
- 15.2.1.17 Players who have left the water to allow a substitute to enter the water now become substitutes themselves and must wait in their team substitution area until required.

Page 15-2

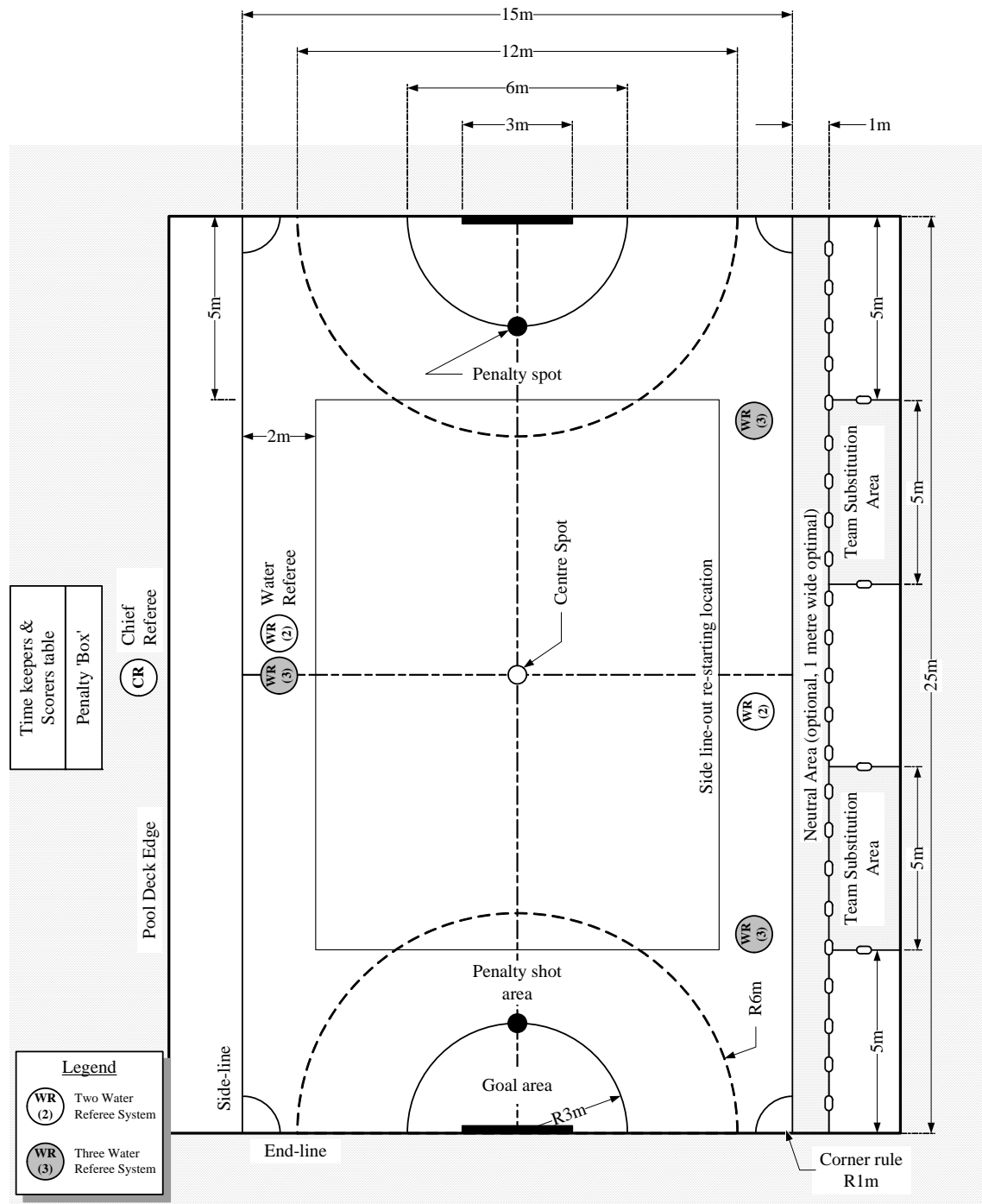


15.2.2 **In-water side-substitution** (see Figure 15B)

- 15.2.2.1 Both team substitution areas must be marked on the same side of the playing area. The preferred placement of the team substitution areas is the side-line opposite that of the Chief Referee and Timekeeper(s)/Scorer(s) so substitution can be easily observed.
- 15.2.2.2 Preferably, the side-line should not be immediately adjacent to the substitution area. A one metre-wide transit zone is optimal between the team substitution area and the playing area.
- 15.2.2.3 Each team's substitution areas will be located along the side-line in the 5 metre long area between 5m and 10m away from the end-line containing the goal that the team is defending.
- 15.2.2.3.1 A taut floating rope will mark the edge of the team substitution area. There will be no floating rope above the side-line.
- 15.2.2.3.2 Players may not hang on the floating ropes delineating the team substitution areas.
- 15.2.2.3.2 It is forbidden for players to move any floating lines to gain an advantage. Doing so will result in a 2 minute unsportsmanlike penalty. There is no caution given.
- 15.2.2.4 A player exiting the playing area is deemed to be fully within the team substitution area when his/her snorkel breaks the water surface within the substitution area.
- 15.2.2.5 The substituting player may not enter the playing area until the exiting player's snorkel breaks the surface of the water in the substitution area. The substituting player is deemed to have left the team substitution area when his/her snorkel submerges beneath the water surface in the team substitution area.
- 15.2.2.6 When substitutes enter the playing area after a goal is scored or following the playing of a penalty shot, they must touch their end-line before re-entering play unless play has restarted and the puck is 'in possession'.
- 15.2.2.7 The four substitutes may be used while a match is underway, i.e., substituting on-the-fly, or at any natural break in the play, e.g., puck out-of-bounds, penalty, goal, half-time or time-out period.
- 15.2.2.8 One, two, three, or four players may be substituted at a time.
- 15.2.2.9 Infringing substitute(s) will incur a one (1) or two (2) minute penalty. That team will play without players equal to the number of infringing substitutes.
- 15.2.2.10 When the Chief Referee cannot designate the infringing player, he/she will advise the captain of the infringing team to designate the infringing player. The captain or vice-captain has 5 seconds to do so. If the captain or vice-captain should fail to designate any team member within this period, the captain will be sent to the penalty box to serve the two minute penalty.
- 15.2.2.11 Referees will not wait for infringing team substitutes to find their playing positions during an advantage puck.
- 15.2.2.12 Players who have left the water to allow a substitute to enter the water become substitutes and must wait in their team substitution area until required.



FIGURE 15B PLAYING AREA LAYOUT,
IN-WATER SIDE-SUBSTITUTION



William (Woody) Lee

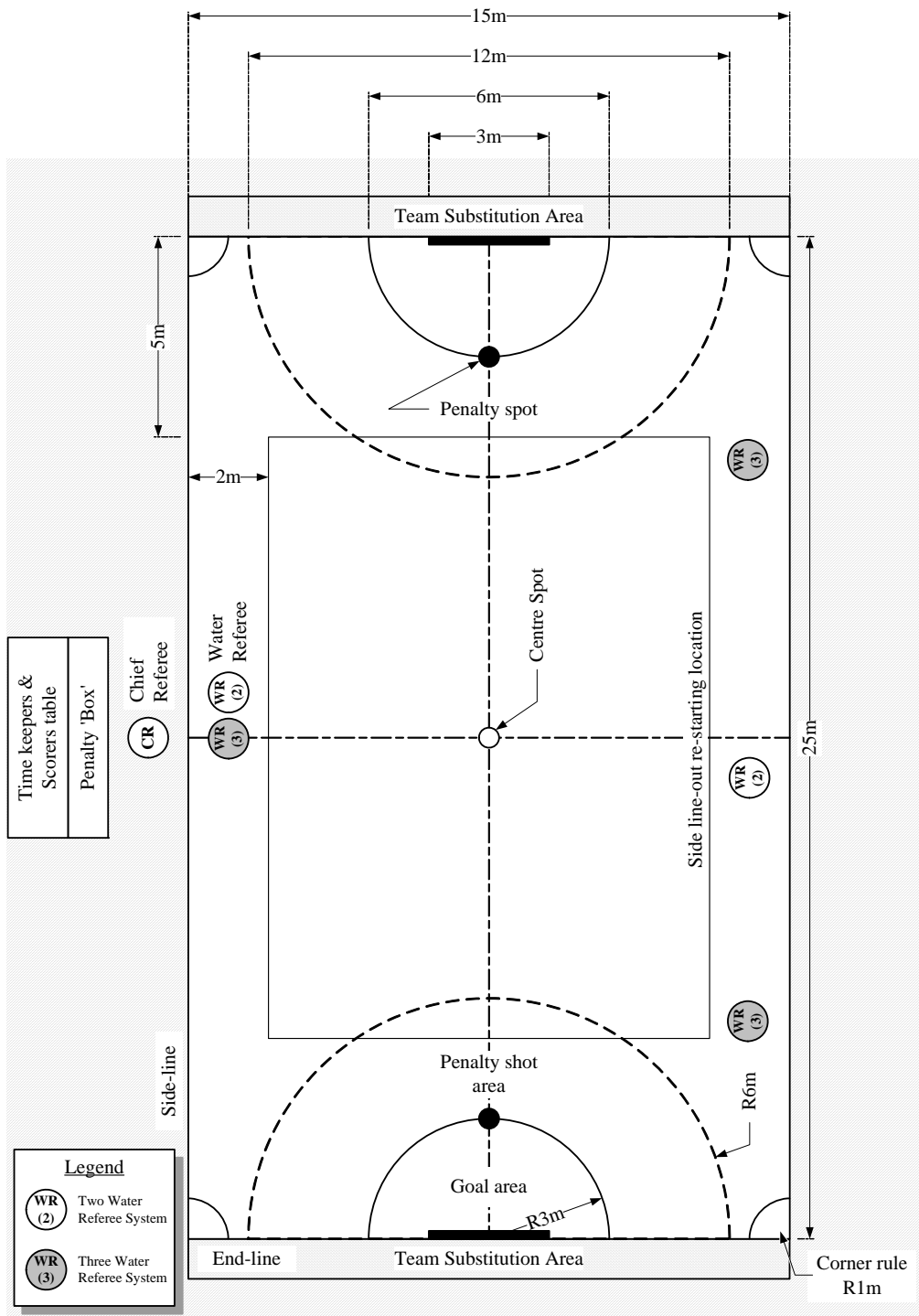


15.2.3 **End-line substitution** (see Figure 15C)

- 15.2.3.1 This is the least desirable form of substitution for a tournament and will ONLY be used when side-substitution cannot be used. This form may NEVER be used for a World AquaChallenge Association World Championship.
- 15.2.3.2 The end-line of the team substitution areas must be immediately adjacent to the substitution area. There may not be a neutral area between the playing area and team substitution areas.
- 15.2.3.3 The team substitution area is located behind the end-line containing the goal the team is defending
- 15.2.3.4 A player exiting the playing area is deemed to be fully within the team substitution area when he/she has fully cleared the water surface within the bounds of the substitution area.
- 15.2.3.5 The substituting player may not enter the playing area until the exiting player is fully clear of the water. The substituting player is deemed to have left the team substitution area when he/she has made contact with the water in the playing area.
- 15.2.3.6 Substitute players may not sit with his/her leg(s) or fin(s) in the water.
- 15.2.3.7 The four substitutes may be used while a match is underway, i.e., substituting on-the-fly, or at any natural break in the play, e.g., puck out-of-bounds, penalty, goal, half-time or time-out period.
- 15.2.3.8 One, two, three, or four players may be substituted at a time.
- 15.2.3.9 Infringing substitute(s) will incur a one (1) or two (2) minute penalty (Table 17.6.6.1). That team will play without players equal to the number of infringing substitutes.
- 15.2.3.10 When the Chief Referee cannot designate the infringing player, he/she will advise the captain of the infringing team to designate the infringing player. The captain or vice-captain has 5 seconds to do so. If the captain or vice-captain should fail to designate any team member within this period, the captain will be sent to the penalty box to serve the two minute penalty.
- 15.2.3.11 Referees will not wait for infringing team substitutes to find their playing positions during an advantage puck.
- 15.2.3.12 Players who have left the water to allow a substitute to enter the water now become substitutes themselves and must wait on the poolside at their own team's end until required.



FIGURE 15C PLAYING AREA LAYOUT,
END-LINE SUBSTITUTION





15.3 **Stopping Play**

15.3.1 The signal to stop timed play is given by the Chief Referee upon an indication by the Time-keeper that the time period has been completed.

15.3.2 Play is also stopped by the Chief Referee:

15.3.2.1 When a goal is scored.

15.3.2.2 When an infringement of the rules is committed.

15.3.2.3 When an accident or injury occurs.

15.3.2.4 When there is a need to confer with the Water Referees

15.3.2.5 When there are special circumstance in which the Chief Referee deems stoppage of play is appropriate.

15.3.2.6 When a Penalty Shot is awarded.

15.3.3 The clock is not stopped unless otherwise indicated by the Chief Referee.

15.4 **Scoring Procedure** (see Figures 15D and 15E)

15.4.1 A goal is scored only when the entire puck has wholly entered the goal volume, and makes contact with either the back and/or bottom of the frame, having been propelled by or off a stick. Should the puck enter the goal volume propelled by anything other than the stick, it shall be disallowed and the appropriate action for a rule infringement taken.

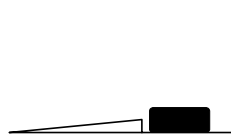
15.4.2 The goal volume is the volume whose width is; 120mm from the end-line of the playing area to the front edge of the trough, 180mm high by 3m long, along the length of the goal trough.

15.4.3 Illustrations of scoring situations in which the puck has wholly entered a goal volume and touched either the back of the goal or the bottom of the goal trough are contained in the eight (8) diagrams identified as "A" through "H" in Figure 15D. Illustrations of no-scoring situations are found in Figure 15E. Diagrams "I" through "L" are examples of a puck which has not wholly entered a goal volume. In diagrams "M" and "N", although the puck has fully entered the goal volume it has neither touched the back of the goal or bottom of the goal trough.

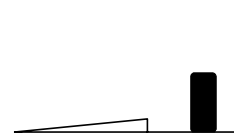


FIGURE 15D SCORING ASSESSMENT: SUCCESSFUL

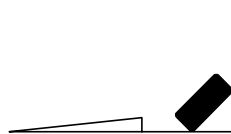
GOAL



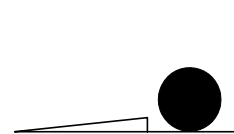
(A)



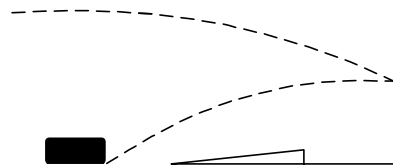
(B)



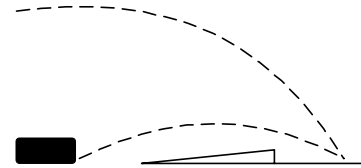
(C)



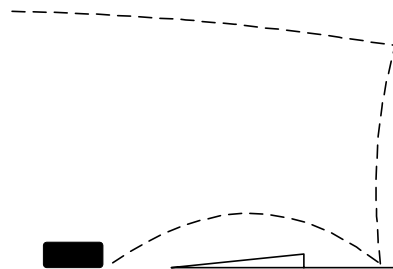
(D)



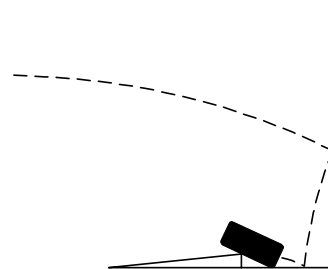
(E)



(F)



(G)



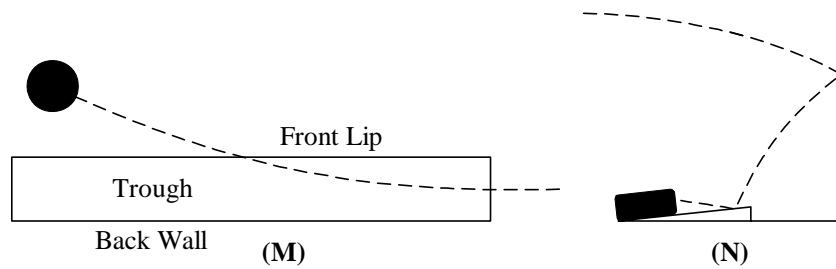
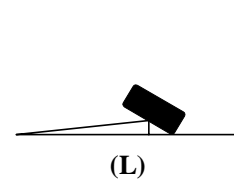
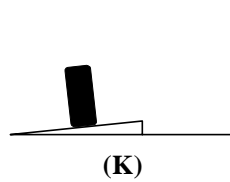
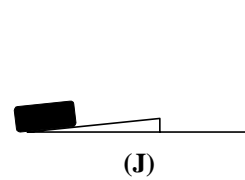
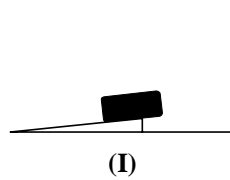
(H)

William (Woody) Lee



FIGURE 15E SCORING ASSESSMENT: NOT SUCCESSFUL

NO-GOAL





16.0 FOUL PLAY

16.1 Advantage Rule

- 16.1.1 At any time during play, if a Referee observes an infringement against the team in possession but decides that the rule infringement does not affect the advantage held by the team in possession, **play will be allowed to continue as if the infringement had not occurred.**
- 16.1.2 If an infringement is observed and the advantage rule is being played, once the advantage is lost or at the next break in play, the Referee may award a delayed penalty.

16.2 Corner Rule

- 16.2.1 The “corner” is defined as the area inscribed by an arc of 1m radius on the bottom of the playing area in each of the four corners.
- 16.2.1.1 The marked arc belongs to the corner, and once the puck makes contact with the arc the corner rule is invoked.
- 16.2.2 A player may take the puck into the corner and hold it there. This player can be replaced by one other who should attempt to make an effort to move the puck from the corner. But if a third player holds the puck in the corner and makes no immediate attempt to move it out, the Water Referee will stop play and award an advantage puck to the opposite team. Repeated use of this manoeuvre by the same team will result in player(s) having a caution (1st infringement) or 1 minute penalty (additional infringements). (Table 17.7.1)

16.3 Infringements

Players may be penalised for the following rule infringements:

- 16.3.1 Starting play incorrectly according to these rules.
- 16.3.2 Standing on or pushing-off the playing area in a manner that interferes with match play.
- 16.3.3 Corner Rule infractions.
- 16.3.4 Having more than six (6) players in the water whilst the match is in play, or allowing a substitute to enter the water to replace a player sent out of the water for a time penalty, or one who has been dismissed for the rest of the match.
- 16.3.5 Advancing or attempting to play the puck with anything other than the playing area of stick.
- 16.3.6 Handling the puck with the free or playing hand; this includes guiding the puck with an outstretched finger.
- 16.3.6.1 If the puck accidentally touches the back of the playing hand, this will not be considered handling the puck unless used deliberately to propel the puck.
- 16.3.7 Lifting or carrying the puck balanced on a stick.
- 16.3.8 Obstructing an opponent in any way whilst not in possession of the puck.
- 16.3.9 Behaving in any way or displaying conduct that in the opinion of the Officials can be considered contrary to the sportsmanlike conduct of the match.
- 16.3.10 Stopping or attempting to stop a goal being scored with anything other than the playing area of the stick.
- 16.3.11 Covering or obstructing the puck with any part of the body or equipment, while not in possession of the puck, to prevent access to the puck by other players.
- 16.3.12 Attempting to gain possession of the puck by use of obstruction.
- 16.3.12.1 Using any form of ‘active’ obstruction to prevent an opponent from gaining access to the puck, even when the infringing player is in possession of the puck; e.g. by using a ‘locked’ free-arm to keep another player away from the puck, or by pulling the puck back behind the body whilst advancing forward and using the body to ‘push’ another player out of the way when they are attempting to gain access to the puck. Note: Curling whilst in possession of the puck, or simply pulling the puck back under the body when an individual is stationary is not deemed to be obstruction so long as the puck remains on a player’s stick.
- 16.3.13 Using hands, arms, or body in any way to grasp, pull, or push an opponent or his/her



- 16.3.14 Removing or attempting to remove an opponent's equipment.
- 16.3.15 Insulting, by word or gesture, other players or the Officials.
- 16.3.16 Refusing to accept any decisions made by the Officials.
- 16.3.17 Physically attacking or deliberately hurting an opponent or striking or attempting to strike an opponent with any part of the body or equipment. This includes any action taken in retaliation.
- 16.3.18 Deliberately flicking the puck out-of-bounds.
- 16.3.19 Grabbing or holding the barrier to gain an advantage.
- 16.3.20 Free arm violation.
- 16.3.21 Removing the puck from the goal
- 16.3.22 Dangerous play.
- 16.3.23 Leaving the penalty box incorrectly according to 17.3.1.2.2 (sliding into water from the Penalty Box).



17.0 PENALTIES.

17.1 Action by Officials

- 17.1.1 Should any infringement of the Rules occur, play shall be stopped by the Chief Referee. Play is stopped when the Chief Referee sees the Water Referee's stop play signal or if the Chief Referee observes the infringement from his/her position.
- 17.1.1.1 Depending on the severity of the infringement, the Referees have the following courses of action open to them for penalising infringing players. They may:
- 17.1.1.1.1 Caution the infringing player(s) (see Rule17.2).
- 17.1.1.1.2 Dismiss the infringing player(s) from the water for time penalties of one, two or five minutes (see Rule17.3).
- 17.1.1.1.3 Penalize the infringing player(s) from the water for the rest of the match (see Rule17.4).
- 17.1.1.2 In addition to penalising the infringing player(s), or as an alternative, the Referees also have the following courses of action for penalising an infringing team. They may:
- 17.1.1.2.1 Award an EQUAL PUCK, with neither team being awarded the advantage (see Rule17.5).
- 17.1.1.2.2 Award an ADVANTAGE PUCK to the infringed team (see Rule17.6).
- 17.1.1.2.3 Award a PENALTY SHOT if the infringement is committed within the 3m goal area (see Rule17.8).
- 17.1.1.2.4 Award a PENALTY GOAL to the infringed team (see Rule 17.9).
- 17.1.1.3 Should an infringement of the rules be committed by a team's poolside substitutes or coaches, appropriate penalties may be awarded against those individuals by the Referees, i.e., a substitute will be penalized in the same manner as a player. A substitute awarded a penalty must serve it in the penalty area. In addition, the team must remove a player from the water so that the team plays short-handed for the duration of the penalty.

17.2 Cautioning

- 17.2.1 For minor or accidental infringements, or any other reason deemed necessary by the Referees, once play has stopped, the Referees may verbally caution the infringing player(s) or team(s) concerned.
- 17.2.2 Once the infringing player(s) or team(s) has(have) been cautioned, the Referees will indicate whether play is to be re-started with an equal puck or an advantage puck.
- 17.2.3 In the event that a player or team is cautioned for having left the end-line before the signal to start play was given, the puck will remain at the centre and play will be re-started according to Rule 17.6.

17.3 Time Penalty

- 17.3.1 For major infringements or collective minor infringements, after stopping play, the Referee will send the infringing player(s) to the penalty box to serve either a one (1), two (2) minute or five (5) minute time penalty.
- 17.3.1.1 A time penalty is indicated by the Referee who stopped play, pointing to the infringing player(s) and then towards the penalty box, holding up 1, 2, or 5 fingers on the non-pointing hand to indicate the actual length of the time penalty to be served.
- 17.3.1.1.1 The actual time penalty period does not start until the infringing player(s) is (are) in the penalty box. The penalty box is situated adjacent to the Time-Keeper's table.
- 17.3.1.1.2 Players serving time penalties may not be replaced by substitutes.
- 17.3.1.1.3 During a time-out or the time between periods of play (half-time and timed-intervals between over-time periods), any penalized players (except those dismissed from the match) may join their teams in the water.
- 17.3.1.2 The timing of time-penalised players is the responsibility of the Time-Keeper.



- 17.3.1.2.1 Before re-entering the water at the centre-line, time-penalized player(s) must await a signal indicating expiry of the time penalty. The signal is given to the player by the Chief Referee or his/her designate.
- 17.3.1.2.2 A time-penalised player shall re-enter the play by gently sliding feet first from a sitting position into the water at the centre line. Illegal entry will incur a 1 minute penalty.
- 17.3.1.2.3 If the time penalty is concluded whilst the play is stopped, the time-penalised player(s) may not enter the water until the puck is touched by either team.
- 17.3.1.3 Once the infringing player(s) has (have) been signaled to leave the water, the Referee who stopped play, will indicate whether play is to be re-started with an equal puck, an advantage puck, or a penalty shot.

17.4 **Total Dismissal**

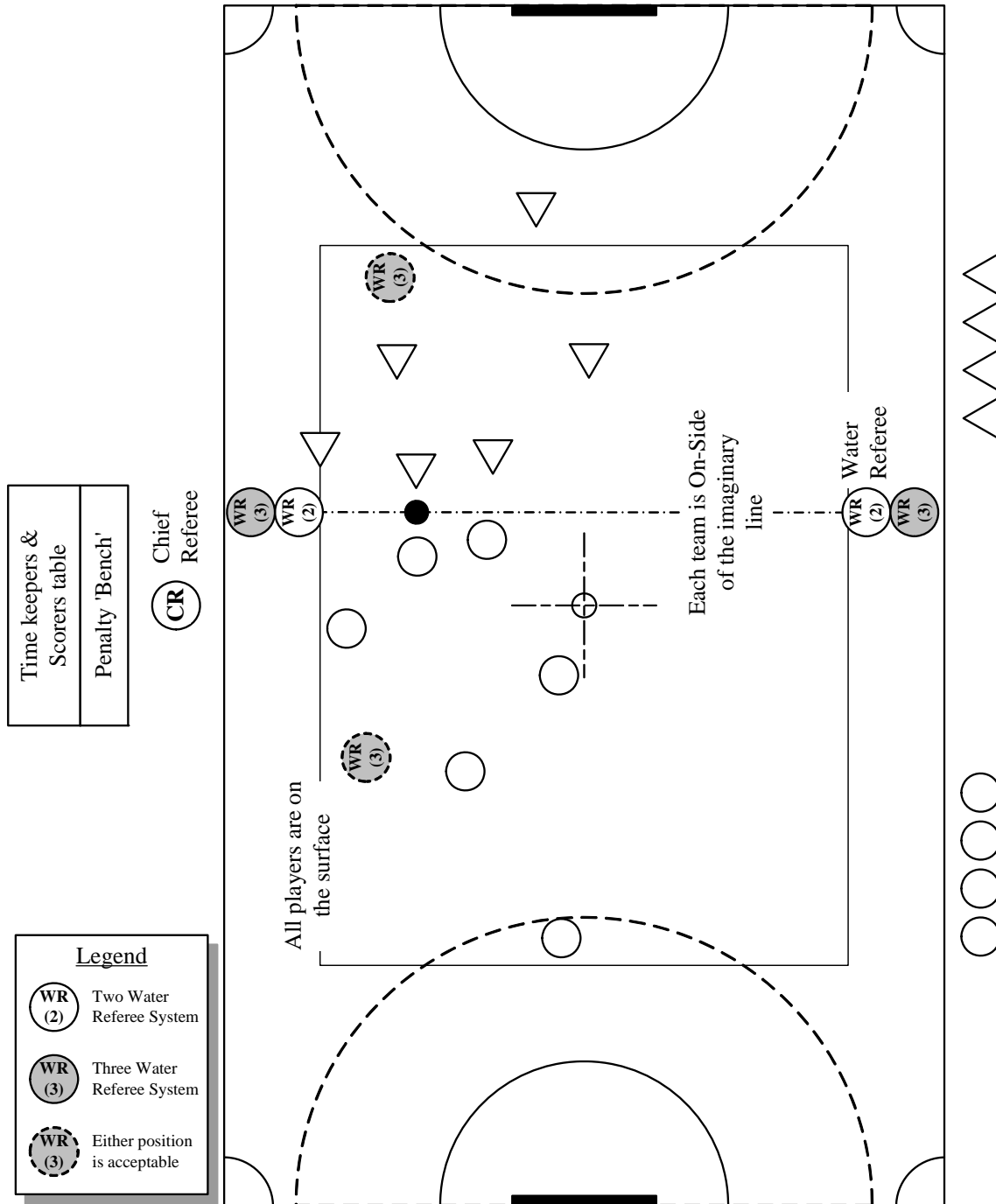
- 17.4.1 Once play has been stopped for deliberate major infringement(s) or repeated un-sportsmanlike conduct, the Referee will dismiss the infringing player(s) from the water for the remainder of the match including any overtime periods.
- 17.4.1.1 A total dismissal is indicated by the Referee who stopped play pointing to the infringing player(s) and then towards the penalty box, while moving the other arm in a 90° arc with the palm of the hand facing down and parallel to the water surface.
- 17.4.1.1.1 Infringing player(s) dismissed for the remainder of the match must go to the designated penalty box and remain there until the match is concluded.
- 17.4.1.1.2 A player dismissed for the remainder of the match may not be replaced by a substitute.
- 17.4.2 Once any infringing player has been signaled to leave the water, the Referee who stopped play will indicate whether play is to be re-started with an equal puck, an advantage puck, or a penalty shot.
- 17.4.3 In the event of a deliberate major infringement or for repeated unsportsmanlike conduct by a team official (manager, assistant manager, coach, trainer, underwater coach, medical official, etc.) play will be stopped and the Referees will dismiss the infringing team official from the poolside for the remainder of the match. This dismissal includes any overtime periods required, so that the team official can no longer disrupt the match nor continue to manage, direct, or exercise influence over the team.

17.5 **Equal Puck (see Figure 17A)**

- 17.5.1 For any minor or accidental infringements, or any other reason thought necessary, once play has been stopped, the Referees may award an equal puck, with neither team being given the advantage, either by itself, or in conjunction with Rules 17.2, 17.3, or 17.4.
- 17.5.1.1 The Referee shall indicate an Equal Puck by crossing both hands above the head with hands clenched into fists.
- 17.5.1.2 When an equal puck has been awarded, play recommences from the surface as follows.
- 17.5.1.2.1 The puck shall be placed on the spot where the infringement occurred, provided it is never placed within 2m of a side-line and/or within 5m of an end-line.
- 17.5.1.2.2 (The) two Water Referees will form an imaginary line across the width of the playing area aligned on the puck, and both teams must be on-side of the line with all players on the surface (i.e. with snorkel tips above the water). The players can position themselves anywhere in the playing area between the goal they are defending and the imaginary line.
- 17.5.1.2.3 When the line marking the puck is established, the Water Referees will indicate to the Chief Referee that play is to be re-commenced by raising one arm straight up in the air with the signal hand open.



FIGURE 17A EQUAL PUCK



William (Woody) Lee



17.5.1.2.4 Once the signal to re-commence play is given by the Chief Referee, any or all players may submerge in an effort to take possession of the puck.

17.6 Advantage Puck (see Figure 17B)

17.6.1 For any rule infringement(s) in which play is stopped, depending on the severity of the offence(s), the Referees then may caution the offending player(s) and/or team, award an advantage puck and/or time penalty against the offending team and player(s), or totally dismiss the offending player(s).

17.6.2 To re-start play:

17.6.2.1 The puck is placed at the point the infringement occurred, except when the infringement occurred away from the puck, in which case the puck is placed in the position it was when play was stopped. The puck is never placed within 2m of a side-line or within 5m of an end-line.

17.6.2.2 (The) two Water Referees first align themselves on the puck, then hold up one hand in a “stop” signal with the palm facing the infringing team to indicate an advantage puck; they swim 3m away from the puck towards the infringing team and form an imaginary line across the width of the playing area behind which all players on the infringing team must retreat.

17.6.2.2.1 If the infringing team fails to retreat or stay behind the three (3) metre line prior to the re-start of play, then as a further penalty, the puck may be advanced an additional three (3) metres towards the infringing team’s goal.

17.6.2.3 Players from the infringed team prepare to take possession of the puck by positioning themselves anywhere in the playing area; and,

17.6.2.4 When both teams are in position, the Water Referees will indicate to the Chief Referee that play is to be re-commenced by raising one arm straight up in the air with the signal hand open and the other arm and hand indicating the 3 metre line.

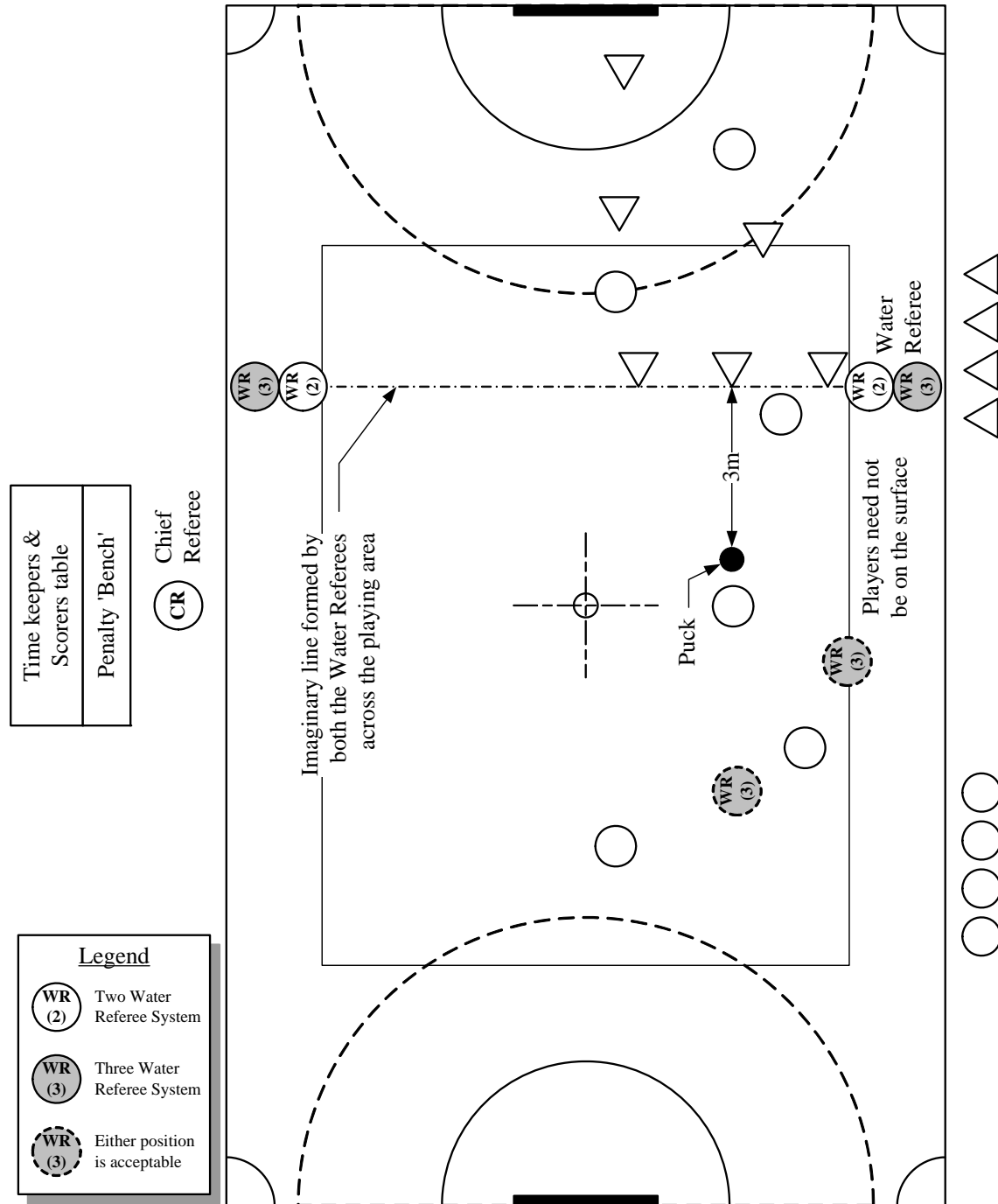
17.6.3 Once the signal to re-commence play has been given by the Chief Referee, the offended team must take possession within five (5) seconds of the signal being given.

17.6.3.1 Should the infringed team fail to take possession of a puck within five (5) seconds of the Chief Referee’s signal to re-commence play, the advantage puck is forfeited. Play is then re-started with an equal puck.

17.6.3.2 The infringing team players may submerge but must not advance across the imaginary line until the offended team has taken possession of the puck.



FIGURE 17B **ADVANTAGE PUCK**





17.7 Time Penalties

17.7.1 This table is a guideline for penalties to be awarded against offenders for the listed rule infringements.

Rule	Infraction/Foul	First Infringement		Second infringement		Third or More Infringement	Hand-signal Used	
		Accidental	Deliberate	Accidental	Deliberate	Accidental or Deliberate		
16.3.1	Incorrect Start		team caution	1 minute	1 minute	2 minutes	Breaking	
16.3.2	Standing on Playing area		individual caution	1 minute	individual caution	2 minutes	Obstruction	
16.3.3	Corner Rule Violation			team caution and advantage		1 minute and advantage	2 minutes and advantage	Unsportsmanlike
16.3.4	More than 6 players in the playing area		1 minute	2 or 5 minutes (5 minutes if used to stop a break-a-way goal)*	1 minute	2 or 5 minutes (5 minutes if used to stop a break-a-way goal)*	2 or 5 minutes (5 minutes if used to stop a break-a-way goal)*	Illegal substitution
16.3.5	Advancing the puck illegally		individual caution	individual caution	team caution	1 minute	2 minute	Illegally advancing the puck
16.3.6	Handling the puck		individual caution	2 or 5 minutes*	individual caution	2 or 5 minutes*	2 or 5 minutes*	Illegally advancing the puck
16.3.7	Lifting/carrying the puck		individual caution	2 minutes	individual caution	2 minutes	2 minutes	Illegally advancing the puck
16.3.8	Obstruction by offence (Barging)		individual caution	1 minute	caution or 2 minutes*	2 minutes	2 minutes	Obstruction
16.3.8	Obstruction by offence (Sheperding)		individual caution	1 minute	caution or 2 minutes*	2 minutes	2 minutes	Obstruction
16.3.8	Obstruction by defence		individual caution	1 minute	caution or 2 minutes*	2 minutes	2 minutes	Obstruction
16.3.9	Unsportsmanlike conduct			2 min or 5 min or dismissal*		2 min or 5 min or dismissal*	2 minutes or 5 minutes or dismissal*	Unsportsmanlike
16.3.10	Illegal stopping of goal		individual caution and a) Penalty Shot or b) Penalty Goal	2 minutes and a) Penalty Shot or b) Penalty Goal	individual caution and a) Penalty Shot or b) Penalty Goal	2 minutes or 5 minutes* and a) Penalty Shot or b) Penalty Goal	2 minutes or 5 minutes* and a) Penalty Shot or b) Penalty Goal	Illegally stopping the puck
16.3.11	Covering/obstructing puck		individual caution	caution or 1 minute*	caution or 1 minute*	2 minutes	2 minutes	Obstruction
16.3.12	Getting puck by use of obstruction		individual caution	caution or 1 minute*	caution or 1 minute*	2 minutes	2 minutes	Obstruction
16.3.13	Handling an opponent		individual caution	2 minutes	Caution or 2 minutes*	2 or 5 minutes*	2 or 5 minutes*	Unsportsmanlike
16.3.14	Removing equipment		Individual caution	5 minutes	caution or 1 minute*	5 minutes	game dismissal	Unsportsmanlike
16.3.15	Insults			2 or 5 minutes*		2 or 5 minutes*	5 minutes or dismissal*	Unsportsmanlike
16.3.16	Refusing to accept Official's decision			2 or 5 minutes*		5 minutes	5 minutes or dismissal or game forfeit (if player won't leave)*	Unsportsmanlike
16.3.17	Attacking hurting			game dismissal		game dismissal	game dismissal	Unsportsmanlike
16.3.18	Flicking puck out of bounds		team caution	2 minutes	Team caution	2 minutes	2 minutes	Side-line out
16.3.19	Grabbing barriers/goals		individual caution	1 minute	individual caution or 1 minute*	2 minutes	2 minutes	Grabbing barrier
16.3.20	Illegal use of free arm		individual caution	1 minute	individual caution or 1 minute*	2 minutes	2 or 5 minutes*	Illegal use of free arm
16.3.21	Deliberate removal of puck from goal			5 minutes		5 minutes	game dismissal	Unsportsmanlike
16.3.22	Dangerous Play (headshots, etc.)**		Team caution and 2 minutes	Team Caution and 5 minutes	2 minutes or 5 minutes*	dismissal	game dismissal	Unsportsmanlike
16.3.23	Stick Infringements		individual caution	1 minute	caution or 1 minute*	2 minute	2 or 5 minutes*	Stick infringement



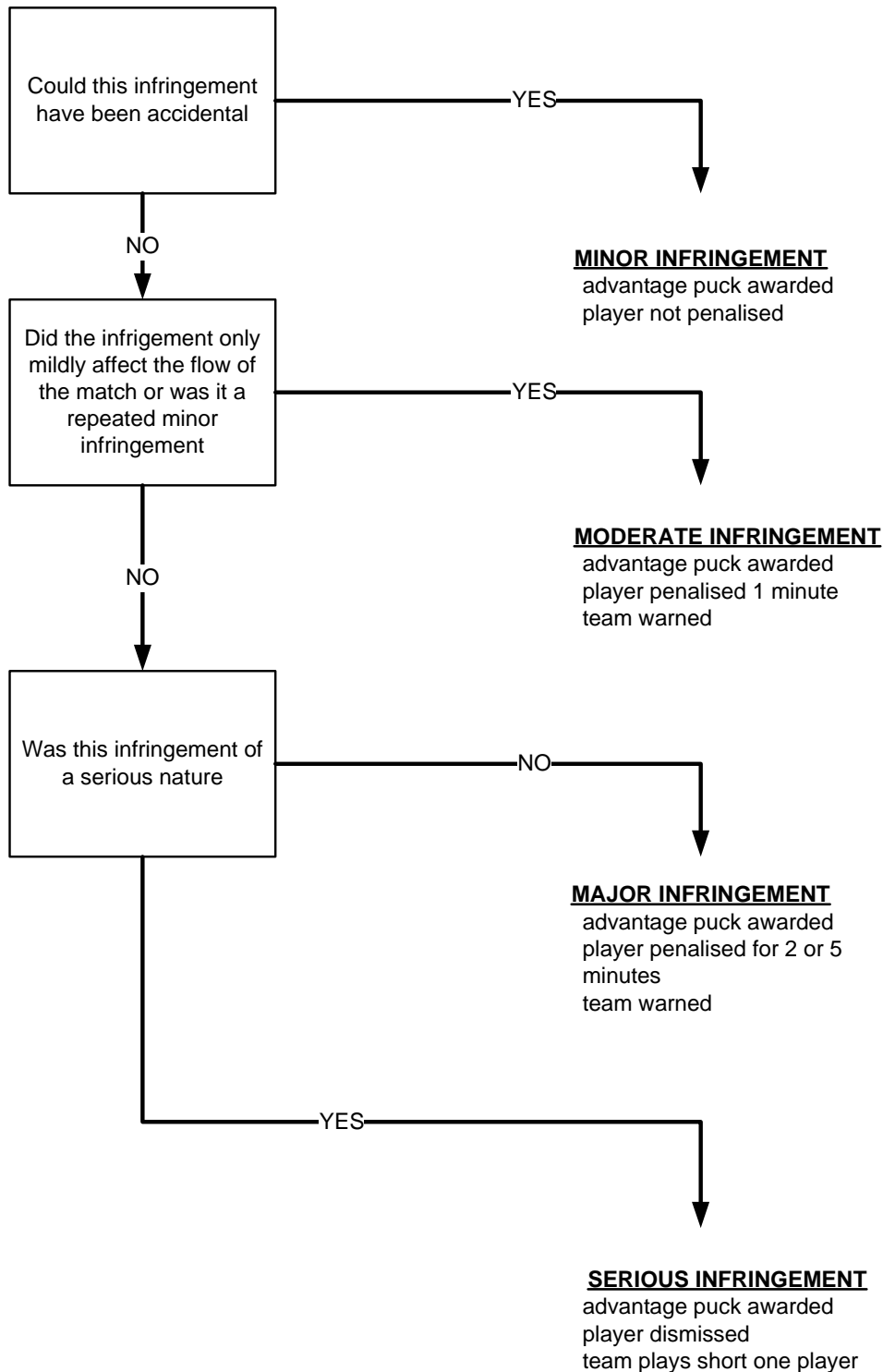
denotes the penalty cannot be accidental

* denotes the referee has discretion to choose among indicated penalties

** A deliberate flicked puck resulting in a headshot is not "Dangerous Play"

William (Woody) Lee







17.8 Penalty Shot (see Figure 17C)

- 17.8.1 Should any rule infringement occur within the 3m goal area which prevents a likely goal, the Water Referee will signal the Chief Referee to stop play, followed by raising and lowering one hand with clenched fist in a pumping action to indicate that a penalty shot is being awarded against the infringing team. The game clock shall be stopped. The Referee, at his/her discretion, may also penalise the infringing player(s) with a caution, a time penalty, or a match dismissal.
- 17.8.2 To prepare for playing a penalty shot:
- 17.8.2.1 The puck is placed directly in front of the infringing team's goal on the penalty spot, which is situated in line with the mid-point of the end-line and exactly 3m away from the end-line;
- 17.8.2.1.1 The offended team's captain selects two (2) attackers from amongst eligible players and substitutes on the offended team, who are initially both on the surface and behind the puck.
- 17.8.2.2 The infringing team's captain selects one (1) defender from amongst eligible players and substitutes on the infringing team, who is initially on the surface near the mid-point of the end-line and has at least one hand in contact with the end-line wall.
- 17.8.2.3 The player(s) in the Penalty box (including the player(s) just sent to the penalty box) or players dismissed for the remainder of the match are not eligible to participate in the penalty shot.
- 17.8.2.4 All the remaining players of both teams must return to their respective substitution areas.
- 17.8.2.5 (The) two Water Referees are positioned on the surface near the end-line, one at each end of the 6m dotted line bounding the penalty shot area. If a third Water Referee is used, the Referee is positioned behind the two players from the offended team.
- 17.8.3 The Chief Referee, on seeing that all players are in their proper place and the Water Referees have one arm raised straight up in the air with signal hand open to indicate they are ready for play to start, will give the signal for the penalty shot to be played.
- 17.8.4 Once the signal to commence play has been given, to play a penalty shot:
- 17.8.4.1 The attacking players may immediately submerge and move to any legal position (e.g. shall not obstruct the defender). One attacker must take possession of the puck within five (5) seconds. If the attacking player fails to take possession of the puck the penalty shot is deemed successfully defended.
- 17.8.4.2 Once an attacking player takes possession, play is continuous until the penalty shot is decided;
- 17.8.4.3 The other attacking player may submerge, and both attacking players try to retain possession of the puck and score a goal by manoeuvring the puck anywhere within the penalty area preventing the defender from gaining possession of the puck and moving it out of the penalty area.
- 17.8.4.3.1 If the puck is moved fully out of the penalty shot area by either defender or attackers, play is stopped and the penalty shot is deemed successfully defended. The water Referees shall signal with the no goal series of signals.
- 17.8.4.4 If either attacking player commits an infringement after the penalty shot is underway, the Water Referee who sees the infraction will take immediate action by signaling the no goal series of signals. The infringing player will be advised of the infraction. The penalty shot is deemed to have been successfully defended by the defender, i.e. no goal will be credited, even if one was scored before the Referee could stop play.
- 17.8.4.5 If the defending player commits an infringement after the penalty shot is underway, the Water Referee who sees the infraction will take immediate action by signaling the goal series of signals. The infringing defender will be advised of the infraction. A goal is deemed scored. (Continued on page 17.8)



FIGURE 17C **PENALTY SHOT**



ALL OTHER PLAYERS MUST RETURN TO THEIR RESPECTIVE SUBSTITUTION AREA



- 17.8.4.6 The defending player, at his/her own discretion, will submerge and must keep one hand in contact with the end-line wall until an attacker has taken possession of the puck; whereupon, the defender need no longer touch the wall with one hand. The defending player will attempt not only to prevent a goal being scored, but also to gain possession of the puck in order to thrust it wholly across the 6m dotted line, i.e., out of the penalty shot area.
- 17.8.4.7 The Water Referees, at their discretion, will submerge; will insure that the attacker takes possession within 5 seconds; and will signal the Chief Referee to stop play when the penalty shot is decided, either by a goal being scored or by the puck being moved wholly out of the penalty shot area. The appropriate signal series for goal or no goal will be indicated by the Water Referees.
- 17.8.5 Once the penalty shot has been played, whether or not a goal was scored, the match will restart as per Rule 15.1.
- 17.8.6 Once a penalty shot has been awarded, it must be played, even if the match clock has expired.
- 17.8.7 During the execution of a penalty shot, the game clock and all penalty clocks are stopped. Once a score is awarded or the penalty shot is successfully defended, the match clock and penalty clocks are re-started by the Chief Referee.
- 17.9 Penalty Goal**
- 17.9.1 For a severe rule infringement committed anywhere in the playing area (especially in the goal area) and where in a Referee's opinion an almost certain goal would have been scored, once play has been stopped the Referee may award a penalty goal to the infringed team and waive playing the penalty shot. Examples of such rule infringement are:
- 17.9.1.1 Any infringement that prevents a goal from entering the goal volume or prevents an almost certain goal from being scored.
- 17.9.1.2 Infringement by a defender during a penalty shot.
- 17.9.1.3 Illegal substitution during a break-away to prevent scoring a goal.
- 17.9.1.4 Serious infringement on a player in possession of the puck who has an open path to the goal (e.g. grabbing a player in possession of the puck to stop a goal from being scored).
- 17.9.1.5 Scooping puck out of the goal.
- 17.9.2 A penalty goal is indicated by the Water Referee stopping play, raising and lowering one hand with clenched fist in a pumping action, followed by raising both hands above the head.
- 17.9.3 When a penalty goal has been awarded, normal play will recommence again with the puck placed at the Centre Spot as in Rule 15.1. No thirty (30) second warning will be given.
- 17.10 Side-Line-Out, or, Puck Out-of-Bounds**
- 17.10.1 In a pool with no wall for a side line, if the puck goes completely out of the playing area, i.e., it passes completely over a demarcation line or barrier, the Referee will stop play and will award either an equal puck or an advantage puck against the infringing team.
- 17.10.2 The puck will be placed 2m in from where it went out-of-play, except that; whenever it goes out-of-play within 5m of an end-line, then the puck will be placed 5m in from the end-line and 2 metres in from the demarcation line.
- 17.10.3 Where a player deliberately flicks a puck over a side-line or barrier, a two (2) minute penalty is awarded (Table 17.7.1).
- 17.11 Incorrect Starts**
- 17.11.1 Starting play early or "breaking".
- | | |
|-----------------|--|
| Start: | Advantage puck at centre of playing area to other team. |
| Equal Puck: | Advantage puck to the other team. |
| Advantage Puck: | Back 3m further (if this occurs at 5m from the end-line, the puck is then moved sideways to the centre of the playing area). |



17.12 **Obstruction**

17.12.1 A player is deemed to be obstructing if the player endeavours to block another player's direct line to the puck.

17.12.2 Also occurs when the puck is flicked forward and the opposing player turns but doesn't go directly for the puck.

17.13. **Dangerous Play**

17.13.1 If the Water Referee deems that the puck has been deliberately played in a dangerous manner, the Water Referee will award a 2 or 5 minute penalty, or dismiss the player for the remainder of the game (Table 17.7.1).



18.0 INTERNATIONAL RULES DIRECTORS

•Here ends the text of the Rules, known as the First Edition, Version 1.01. This edition supersedes all previous editions.

Anyone requiring use of images published in this document can contact the Technical Editor (Jamie Phillips) via e-mail at jamie@petrellyn.com or visit his website at <http://www.petrellyn.com>.

Woody Lee
Smithsonian Marine Station
701 Seaway Dr.
Fort Pierce, FL 34949
USA

World Rules Director

Gilles Renaison
Saint Phy
97120 Saint-Claude
Guadeloupe
France

Assistant World Rules Director,
French Version

Simon Talbot
225 Nelson Road
TAS 7007
Australia

Assistant World Rules Director,
English Version

Maria Callado Egea
Orchideeveld 11
2914 PM Nieuwerkerk aan den IJssel
The Netherlands

Assistant World Rules Director,
Spanish Version

Jamie Phillips
Passeig Valldaura 178,
Casa 1, 3^o 3^a
08042 Barcelona
Spain

Assistant World Rules Director,
Technical Editor

William (Woody) Lee



19.0 (RESERVED)

William (Woody) Lee



20.0 INDEX

	<u>Page; rule</u>
A	
advantage puck	
defined	17-4; 17.6.1
procedure	17-4; 17.6.2
Figure 17B	17-5
see <i>signal</i>	
advantage rule	16-1; 16.1.1
age	
determination	1-1; 1.2.2.1-1.2.2.7
exceptions	1-2; 1.3.1
ammendment of rules	7-1; 7.1
appeal of match	5-1; 5.2
B	
barriers	2-1; 2.1.6.1
breaking (incorrect start)	17-10; 17.10
see <i>signal</i>	
breaking tie	
ranking	4-2; 4.1.8
match	14-1; 14.2.4
C	
caps	
see <i>headgear</i>	
caution	17-1; 17.2
centre spot	
defined	2-1; 2.1.9
Figure 2C	2-4
Figure 2D	2-5
Figure 2E	2-6
Chief Referee	
duties	12-1; 12.2
equipment	12-2; 12.5.1
Commission	
ruling body	6-1; 6.1
members	8-3; 8.2
Continental competition	11-1; 1.2.3
corner rule	
defined	16-1; 16.2
see <i>signal</i>	



D	<u>Page; rule</u>
dangerous play	17-11; 17.13
defined	17-11; 17.
deck side-substitution	
<i>see substitution, deck</i>	
description of AquaChallenge	1-1; 1.1
dismissal (game)	17-2; 17.4
Divisions	
Junior Women's	1-1; 1.2.2.6
Men's	1-1; 1.2.2.1
Open Master's	1-1; 1.2.2.3
Open Cadet	1-1; 1.2.2.7
Open Junior's	1-1; 1.2.2.5
Women's	1-1; 1.2.2.2
Women Master's	1-1; 1.2.2.4
E	
eligibility	
Federation	1-2; 1.4.1
player	1-2; 1.4.2
end –line substitution	
<i>see substitution, end-line</i>	
equal puck	
defined	17-2; 17.5.1
procedure	17-2; 17.5.1.1
Figure 17A	17-3
F	
fins	11-1; 11.3.1
G	
goal	
scoring procedure	15-9; 15.4
<i>see no goal</i>	
goals	
composition	3-1; 3.0
Figure 3A	3-2
gloves	
colour	11-2; 11.3.3.1
composition	11-2; 11.3.2



H	<u>Page; rule</u>
headgear	
composition	11-1; 11.2.2
numbering	11-1; 11.2.2
colour	11-1; 11.2.2
I	
index	10-1; 10.0 / 20-1; 20.0
infringements (penalties)	16-1; 16.3
<i>see penalty table</i>	
<i>see signals</i>	
advancing puck incorrectly	16-1; 16.3.5
attacking opponent	16-1; 16.3.7
corner rule	16-1; 16.3.3
covering/obstructing access to puck	16-1; 16.3.11
dangerous play	16-2; 16.3.22
flick out-of-bounds	16-2; 16.3.18
free-arm violation	16-2; 16.3.20
gaining puck by obstruction	16-1; 16.3.12
grabbing barrier	16-2; 16.3.19
grasping opponent; stick	16-1; 16.3.13
handling the puck	16-1; 16.3.6
illegally stopping goal	16-1; 16.3.9
insults/gestures	16-1; 16.3.15
leaving penalty box incorrectly	16-2; 16.3.23
lifting/carrying puck	16-1; 16.3.7
more than 6 players	16-1; 16.3.4
obstruction (defense)	16-1; 16.3.8
refusing to accept decision	16-1; 16.3.16
removing equipment	16-1; 16.3.14
removing puck from goal	16-2; 16.3.21
standing on playing area	16-1; 16.3.2
starting play incorrectly	16-1; 16.3.1
J	
Jury	5-1; 5.2.6
M	
match	
abandonment	5-1; 5.3
mask	11-1; 11.3.1



N	<u>Page; rule</u>
neutral zone	
deck-side	15-2; 15.2.1.4
Fig. 15A	15-3
In-water substitution	15-4;15.2.2.2
Fig. 15 B	15-5
no goal	
Figure 15E	15-10
see “goal”	
O	
obstruction	17.10; 17.12
see <i>infringements</i>	
see <i>signal</i>	
officials, game	
Chief Referee	12-1; 12.2
Water Referee	12-1; 12.2
Scorer/ Time-keeper	12-1; 12.2
P	
penalty	
see <i>infringements</i>	
penalty box	
penalty Shot	
defined	17-8; 17.8.1
penalty flow chart	17-7
procedure	17-8; 17.8.2
Figure 17C	17-9
penalty goal	17.10; 17.9
description	17.10;17.9.1
penalty shot area	2-1; 2.1.7
penalty spot	2-1; 2.1.8
Fig. 2C	2-4
Fig. 2D	2-5
Fig. 2E	2-6
penalty table	17-6; 17.7.1
playing area (pool)	
dimensions	2-1; 2.1
Fig.2A	2-2



	<u>Page; rule</u>
playing area (pool) continued	
layout:	
dimensions	2-1; 2.1
markings Fig 2B	2-3
deck side sub. Fig 2C	2-4
end-line sub. Fig 2E	2-6
in-water sub. Fig 2	2-5
playing area (stick)	11-2; 11.3.7.8
possession	
“in possession”	15-1; 15.1.2
protests	
appeal after match	5-1; 5.2
by Captain	5-1; 5.1.2
during a match	5-1; 5.1.1
puck	
dimensions	12-2; 12.5.6
colour	12-2; 12.5.6.4
Figure 12A	12-3
R	
refusing	
decision by Referee	5-1; 5.1.2
rules	
amending	7-1; 7.1
schedule	7-1; 7.3
S	
scorer	
<i>see timekeeper/scorer</i>	
scoring procedure	15-8; 15.4
signals by referees	
Figs. 13A-F	13-3 to 13-9
<i>see infractions</i>	
<i>see penalty table</i>	
advancing puck with glove	13-2; 13.1.15
Fig. 13D	13-6
advantage puck	13-1; 13.1.5
Fig. 13B	13-4
barging, <i>see signals/obstruction</i>	
blocking, <i>see signals/obstruction</i>	
breaking	13-2; 13.1.22
Fig. 13F	13-8



	<u>Page; rule</u>
call by referee	13-2; 13.1.18
Fig. 13E	13-7
corner rule infringement	13-2; 13.1.26
Fig. 13G	13-8
encroachment, see <i>signals/breaking</i>	
equal puck	13-1; 13.1.4
Fig. 13A	13-3
false start, see <i>signals/breaking</i>	
goal	13-1; 13.1.8
Fig. 13B	13-4
grabbing barrier	13-2; 13.1.23
Fig. 13B	13-4
illegally stopping the puck	13-2; 13.1.16
Fig. 13D	13-6
illegal substitution	13-2; 13.1.20
Fig. 13E	13-7
illegal use of free arm	13-1; 13.1.13
Fig. 13D	13-6
infringement seen	13-2; 13.1.24
Fig. 13F	13-8
no goal	13-1; 13.1.9
Fig. 13C	13-5
obstruction	13-1; 13.1.14
Fig. 13D	13-6
official's time out see <i>signals/time-suspension</i>	
official warning	13-2; 13.1.27
Fig. 13G	13-9
penalty goal	13-1; 13.1.11
Fig. 13B	13-4
penalty shot	13-1; 13.1.10
Fig. 13B	13-4
puck out-of-bounds, see <i>signal/ side-line-out</i>	
ready to start	13-1; 13.1.1
Fig. 13A	13-3
shepherding, see <i>signals/obstruction</i>	
side-line-out	13-2; 13.1.25
Fig. 13G	13-9
stick infringement	13-2; 13.1.17
Fig. 13E	
stop play	13-1; 13.1.2
Fig. 13A	13-3
time	13-1; 13.1.3
Fig. 13A	13-3



	<u>Page; rule</u>
time-out	13-1; 13.1.12
Fig. 13C	13-5
time penalty	13-1; 13.1.16
Fig. 13B	13-4
time suspension	13-2; 13.1.20
Fig. 13E	13-7
total dismissal	13-1 ; 13.1.7
Fig. 13B	13-4
un-sportsmanlike conduct	13-2; 13.1.21
Fig. 13F	13-8
stick	11-2, 11-3; 11.3.7
stopping play	15-8; 15.3
substitution	
end-line	15-6; 15.2.3
Fig. 15C	15-7
in-water	15-4; 15.2.2
Fig. 15B	15-5
deck side	15-2; 15.2.1
Fig. 15A	15-3
T	
team	
composition	11-1; 11.1
identification	11-1; 11.2
time keeper/scorer	
duties	12-1; 12.4
equipment	12-2; 12.5.4
tournament	
WAA International Competition	1-1; 1.2.2.3
championship bracket	4-2; 4.1.7
Continental Competition	1-1; 1.2.3
definition	1-1; 1.2.1
eight day schedule	4-1; 4.1
inter-section play	4-1; 4.1.4.3
section play	4-1; 4.1.4
sectional play-off	4-1; 4.1.4
seeding	4-1; 4.1.3
seeding bracket Fig 4A	4-3
W	
Water Referee	
duties	12-1; 12.2
equipment	12-2; 12.5.2



three referee system
two referee system

Page; rule
15-1; 15.1.4.2
15-1; 15.1.4.2

Z
Zone competition

1-1; 1.2.3